

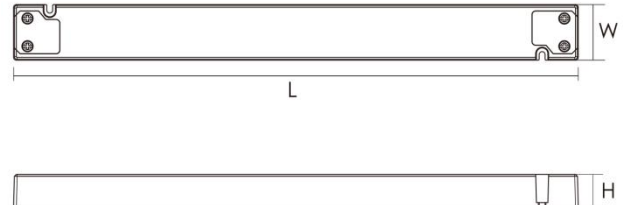


## SWITCH TO BRIGHTER FUTURE

### Product data sheet: LT-60-xx Series

#### Features

- Independent super slim design
- Analogue flicker-free
- Captured terminal screws
- Protections: opencircuit, shortcircuit, overload, overtemperature
- DC input compatible (176-250V DC)
- SELV equivalent
- Suitable for protection class I & class II luminaires
- Protection class II



#### Applications

- Office
- Shop
- Hospitality
- Public areas

#### Approbations & Certifications

ENEC, CE, CB

#### Housing properties

- Housing material: plastic, white.
- Type of protection IP20

## Electrical Specifications

Type		Unit	LT-60-12	LT-60-24	LT-60-48
<b>INPUT</b>	Nominal voltage	V	220 – 240		
	Nominal frequency	Hz	50 / 60		
	AC voltage range	V	198 – 264		
	DC voltage range	V	176 - 250		
	Nominal current	A	0.32		
	THD (Full load)	%	≤ 15		
	Power factor(Full load)		0.95		
	Efficiency(Full load)	%	90	91	92
	Turn on time	ms	≤ 500		
	No load	W	≤ 0.5		
	Protection class		II		
	Inrush current(Cold start)	A pk	30 (th = 300μs)		
	Max.units per circuit breaker		B10:5 B13:7 B16:9 B20:11 C10:12 C13:16 C16:19 C20:24		
	<b>OUTPUT</b>	Nominal voltage range	V	12	24
Maximum voltage(Open Circuit)		Vdc	≤ 13	≤25	≤49
Nominal current		mA	0-5	0-2.5	0-1.25
Voltage accuracy		%	+/- 5		
Voltage ripple(≤120Hz)		%	≤ 3		
Pst LM			≤ 1		
SVM			≤ 0.4		
Nominal power range		W	0 - 60		
Maximum power		W	60		
Galvanic isolation			SELV		
<b>ENVIRONMENT</b>	Ambient temperature range ta	°C	-20 ...+50		
	Maximum case temperature tc	°C	75		
	Max. Case temp. In fault condition	°C	110		
	Storage temperature range	°C	-20 ...+70		
	Relative humidity	%	5 ... 85(Not condensing)		
	Surge transient protection	kV	1 (L/N acc to. EN 61547 Clause 5.7)		
	Environmental rating		Indoor		
	IP rating		IP 20		
	Mains switching cycles		> 100,000		
	Expected lifetime	h	50,000 ( 0.2% / 1'000 h failure rate )		

\*All parameters NOT specially mentioned are measured at 230VAC input ,rated current and 25°C of ambient temperature

### Protections

**Over temperature**

Yes

**Overload**

Yes

**No load**

Yes

**Short-circuit**

Yes

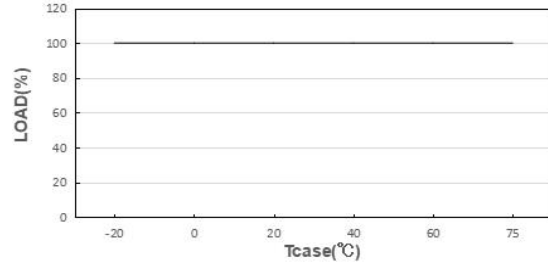
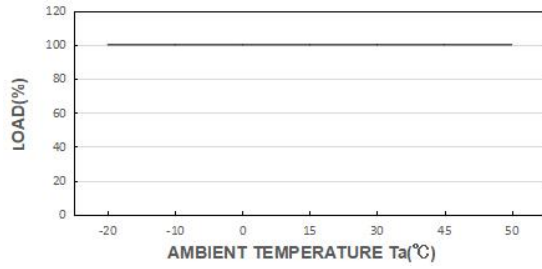
**Input overvoltage**

Maximum allowed input voltage 264VAC

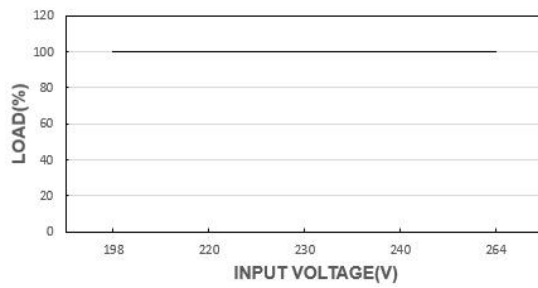
**Output overvoltage**

Yes

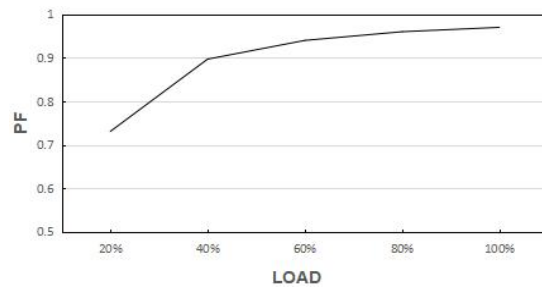
### OUTPUT LOAD vs TEMPERATURE



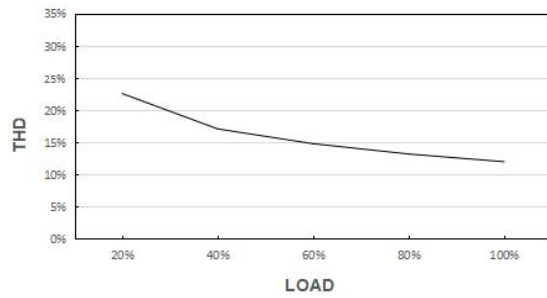
### STATIC CHARACTERISTIC



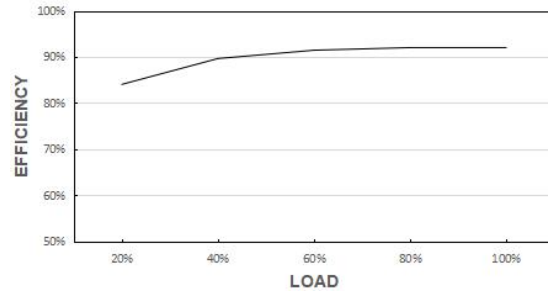
### POWER FACTOR (PF) CHARACTERISTIC



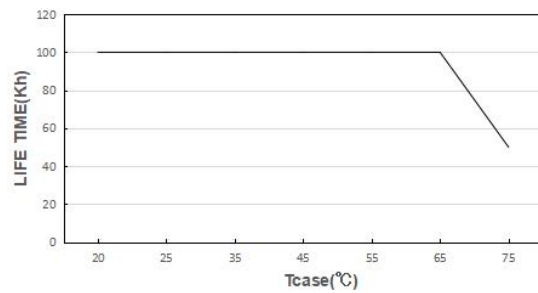
### TOTAL HARMONIC DISTORTION (THD)



### EFFICIENCY vs LOAD




### LIFE TIME



\*The graph is for reference only, and the detailed values refer to the parameter table

## Wiring Diagram

Terminal:	Screw
Max. cable length - system:	2 m
Dimensions(LxWxH):	305 x 30 x 18.2 mm
Mounting hole spacing :	266 x 24 mm
Weight:	150 ± 20 g



### PRI

Cable cross-section:	0.75-2.5□
Stripping:	6mm

### SEC

Cable cross-section:	0.75-2.5□
Stripping:	6mm

Hot plug-in or secondary switching of LEDs is not permitted and may cause a very high current to the LEDs.

## Remarks

-Touch current: lower than 0.7 mA, according to EN 60598-1 annex. G and EN 61347-1 annex A

## Standards

EN 61347-1  
EN 61347-2-13  
EN 62384  
EN 55015  
EN 61000-3-2  
EN 61000-3-3  
EN 61547  
EN 60598-1  
IEE1789  
(EU) 2019/2020

## Manufacturer's address:

No.4,Tongfu Road,Tong'an Industrial Center,Tong'an District,Xiamen,Fujian,China

[www.actec.com](http://www.actec.com)