

HF Motion Detector—SM02

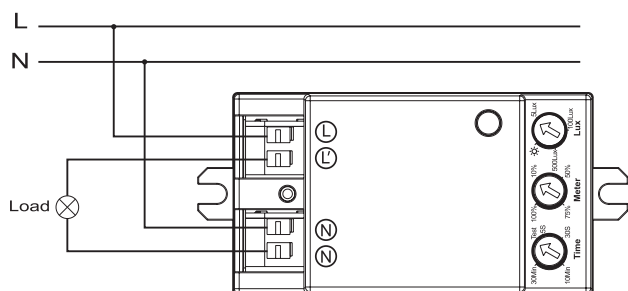
Product Features:

- Combine Daylight & High frequency motion detection in one unit to achieve on/off control
- 360° detection angle
- Adjustments by means of potentiometer for timeout, Detection range, and Daylight threshold
- Can be installed invisibly inside the luminaires made of nonmetal materials, like plastic and glass
- Switches all lighting loads: incandescent, halogen, CFL, LED, fluorescent

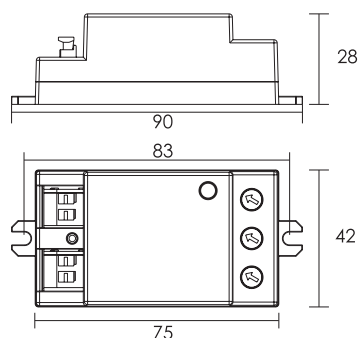
Technical Data:

Rated supply voltage	220-240V~
Frequency	50/60Hz
Load wattage	Max. 1200W
Standby power	<0.5W
Microwave frequency	5.8GHz
Transmission power	<0.2mW
Detection area	10mx6m(ØxH)
Detection Sensitivity	10%~100%
Timeout	5s~30min
Daylight threshold	5lux~2000lux
Dimensions (LxWxH)	90x42x28mm
Fixing centre	83mm
Electrical connection	0.75mm ² ~2.5mm ²

Wiring:

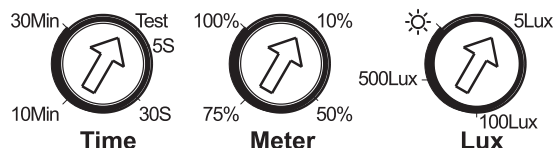


Dimensions(mm):



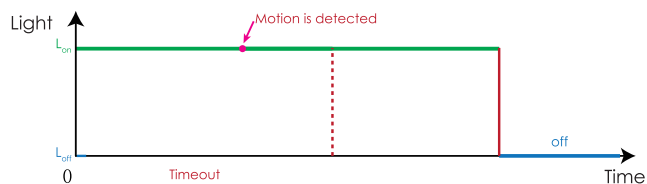
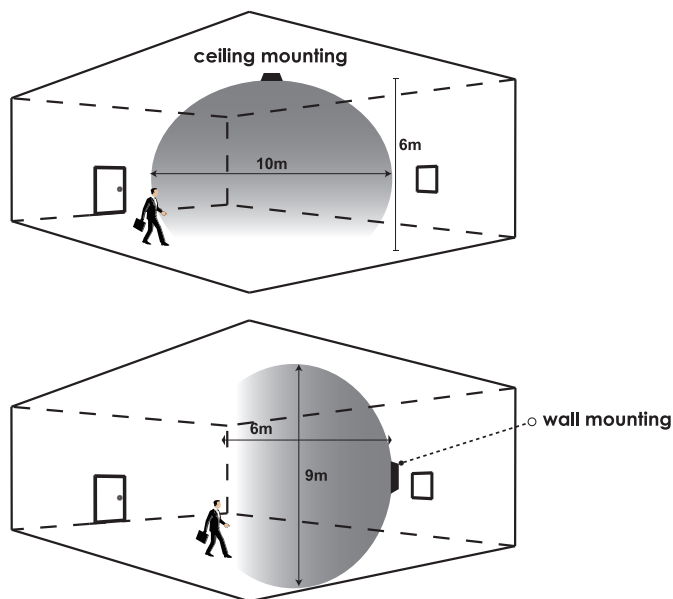
Potentiometer Adjustments:

Time: Timeout adjustment Lux: Daylight threshold
Meter: Detection range ☀ : Ambient light detection is disable (2000 Lux)



Note: 1. Factory default setting: 30s, 100%, ☀.
2. When timeout is set to "Test", irrespective to the ambient brightness, every motion detected would switch the light on for 2 seconds, then off for 2 seconds.

Detection Area:



Timeout would restart counting whenever motion is detected.