

## SWITCH TOBRIGHTER FUTURE



### Product data sheet: LT-200-xxD

#### Features

- Independent super slim design
- Dimmable constant voltage driver
- DALI-2 certified
- Switch-Dim function
- Dimming range 0.1...100%
- Push wire connections
- Protections: opencircuit, shortcircuit, overload, overtemperature
- SELV equivalent
- DC input compatible (176-280V DC)
- Suitable for use in emergency lighting systems
- Suitable for protection class II luminaires
- Protection class II



#### Applications

- Office
- Shop
- Hospitality
- Public areas

#### Approbations & Certifications

CE,CB,DALI-2

#### Housing properties

- Housing material: plastic, white.
- Type of protection IP20

## Electrical Specifications

Type		Unit	LT-200-24D	LT-200-48D	
<b>INPUT</b>	Nominal voltage	V	220 – 240		
	Nominal frequency	Hz	50 / 60		
	AC voltage range	V	198 – 264		
	DC voltage range	V	176 - 280		
	Nominal current	A	1.3		
	THD (Full load)	%	≤ 10		
	Power factor(Full load)		0.95		
	Efficiency(Full load)	%	92		
	No load	W	NA		
	Standby power	W	≤ 0.5		
	Protection class		II		
	Inrush current(Cold start)	A pk	75(th = 300 μs)		
	Max.units per circuit breaker		B10:2 B13:3 B16:3 B20:4 C10:5 C13:6 C16:7 C20:9		
	<b>OUTPUT</b>	Nominal voltage range	V	24	48
Maximum voltage(Open Circuit)		Vdc	≤ 27	≤ 50	
Nominal current		A	0 – 8.33	0 – 4.17	
Voltage accuracy		%	+/- 5		
Voltage ripple(≤120Hz)		%	≤ 3		
Output PWM frequency		Hz	20000		
Pst LM			≤ 1		
SVM			≤ 0.4		
Nominal power range		W	0 - 200		
Maximum power		W	200		
Galvanic isolation			SELV		
<b>ENVIRONMENT</b>		Ambient temperature range ta	°C	-20 ...+45	
		Maximum case temperature tc	°C	90	
		Max. Case temp. In fault condition	°C	110	
	Storage temperature range	°C	-20 ...+70		
	Relative humidity	%	5 ... 85(Not condensing)		
	Surge transient protection	kV	1   2 (L/N   LN/PE acc to. EN 61547 Clause 5.7)		
	Environmental rating		Indoor		
	IP rating		IP 20		
	Mains switching cycles		> 100,000		
	Expected lifetime	h	50,000 (0.2% / 1'000 h failure rate)		

\*All parameters NOT specially mentioned are measured at 230VAC input ,rated current and 25°C of ambient temperature

### Protections

#### **Overtemperature**

Yes

#### **Overload**

Yes

#### **No load**

Yes

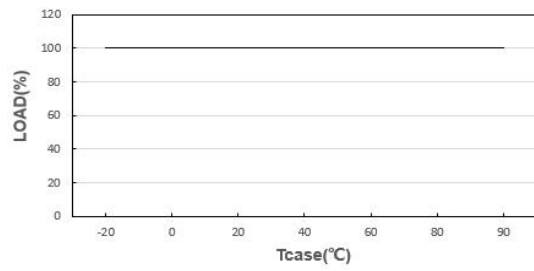
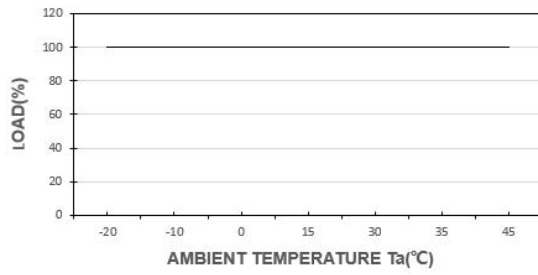
#### **Short-circuit**

Yes

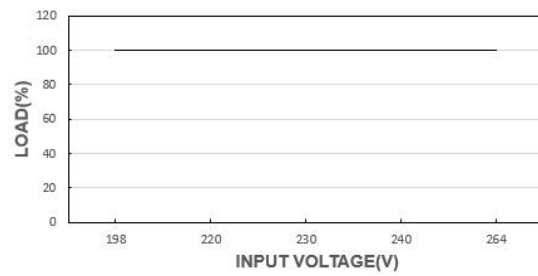
#### **Input overvoltage**

Maximum allowed input voltage 264VAC

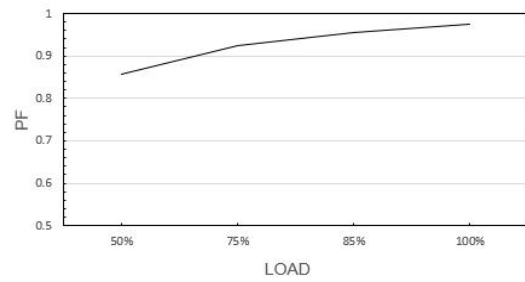
### OUTPUT LOAD vs TEMPERATURE



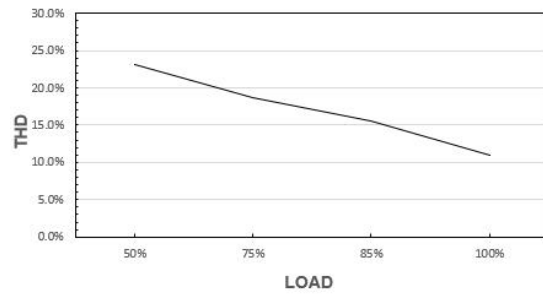
### STATIC CHARACTERISTIC



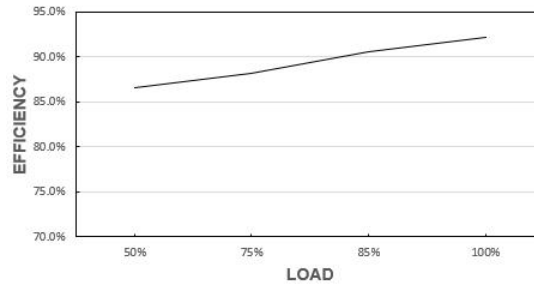
### POWER FACTOR (PF) CHARACTERISTIC



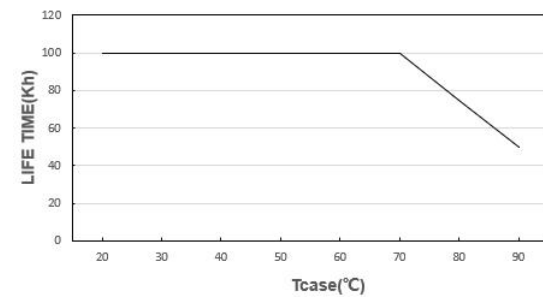
### TOTAL HARMONIC DISTORTION (THD)



### EFFICIENCY vs LOAD



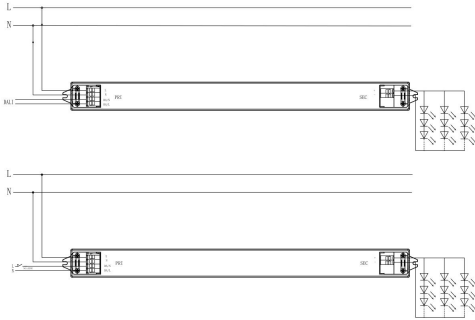
### LIFE TIME



\*The graph is for reference only, and the detailed values refer to the parameter table

## Wiring Diagram

Terminal:	Push Button
Max. cable length–DALI system:	300m
Dimensions(LxWxH):	450 x 32 x 23 mm
Mounting hole spacing, length	443 mm
Weight:	460 ± 23 g



### PRI

Cable cross-section:	0.75-1.5□
Stripping:	6 mm

### SEC

Cable cross-section:	0.5-1.5□
Stripping:	6 mm

### DALI

Cable cross-section:	0.75-1.5□
Stripping:	6mm

Hot plug-in or secondary switching of LEDs is not permitted and may cause a very high current to the LEDs.

## Remarks

-**Touch current:** lower than 0.7mA, according to EN60598-1annex.G and EN61347-1annexA.

## Standards

EN 61347-1  
EN 61347-2-13  
EN 62384  
EN 55015  
EN 61000-3-2  
EN 61000-3-3  
EN 61547  
EN 60598-1  
EN 62386-101  
EN 62386-102  
EN 62386-207  
IEE1789  
(EU) 2019/2020

## Manufacturer's address:

No.4,Tongfu Road,Tong'an Industrial Center,Tong'an District,Xiamen,Fujian,China

[www.actec.com](http://www.actec.com)