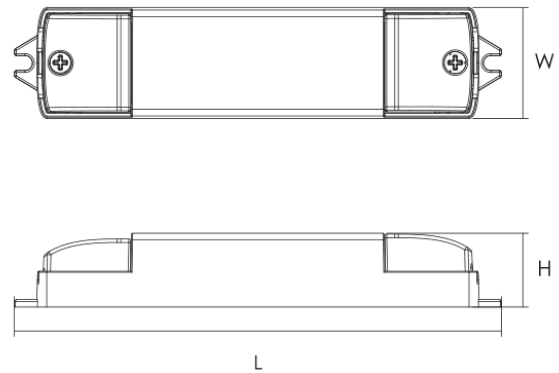


Product data sheet: LIM-12D

Features

- Independent design
- Dimmable constant current driver
- Low ripple current, flicker-free
- DALI-2 certified
- Configurable constant current output via dip-switch
- Switch-Dim function
- Dimming range 0.1...100%
- Push wire connections
- Protections: opencircuit, shortcircuit, overload, overtemperature
- SELV equivalent
- Suitable for use in emergency lighting systems
- Suitable for protection class II luminaires
- Protection class II
- Nominal life-time up to 50,000 h



Applications

- Office
- Shop
- Hospitality
- Public areas

Approbations & Certifications

CE, CB, DALI-2

Housing properties

- Housing material: plastic, white.
- Type of protection IP20

Electrical Specifications

Type		Unit	LIM-12D							
INPUT	Nominal voltage	V	220 – 240							
	Nominal frequency	Hz	0 / 50 / 60							
	AC voltage range	V	198 – 264							
	DC voltage range	V	176-370							
	Nominal current	A	0.08							
	THD (Full load)	%	≤ 15							
	Power factor(Full load)		0.95							
	Efficiency(Full load)	%	79							
	NO load	W	≤0.5							
	Protection class		II							
	Inrush current(Cold start)	A pk	10(th = 100 μs)							
	Max.unitsper circuit breaker		B10:70B16:112C10:125C16:200							
	OUTPUT	Nominal voltage range	V	2 -42	2 -42	2 -42	2 -40	2 -34	2 - 24	2 -20
Maximumvoltage(Open Circuit)		Vdc	≤ 54							
Nominal current		mA	150	200	250	300	350	500	600	700
Current accuracy		%	+/- 10		+/- 8	+/- 5				
Current ripple 100Hz		%	≤ 20							
Pst LM			≤ 1							
SVM			≤ 0.4							
Nominal power range		W	0.3 – 6.3	0.4 –8.4	0.5– 10.5	0.6 - 12	0.7 - 12	1 - 12	1.2 - 12	1.4 - 12
Maximum power		W	12							
Galvanic isolation			SELV							
ENVIRONMENT	Ambienttemperature range ta	°C	-20 ...+45							
	Maximum case temperature tc	°C	90							
	Max. Case temp. In fault contdition	°C	110							
	Storage temperature range	°C	-20 ...+70							
	Relative humidity	%	5 ... 85(Not condensing)							
	Surge transient protection	kV	1 2 (L/N LN/PE acc to. EN 61547 Clause 5.7)							
	Environmental rating		Indoor							
	IP rating		IP 20							
	Mains switching cycles		> 100,000							
	Expected lifetime	h	50,000 (0.2% / 1'000 h failurerate)							

*All parameters NOT specially mentioned are measured at 230VAC input ,rated current and 25°C of ambient temperature

Protections

Overtemperature

Yes

Overload

Yes

No load

Yes

Short-circuit

Yes

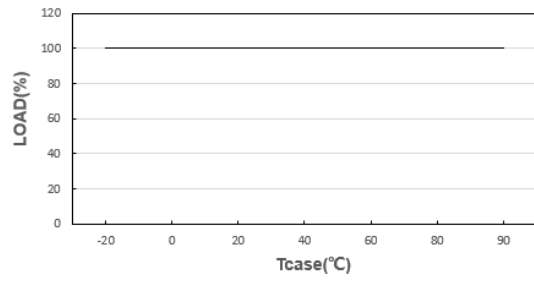
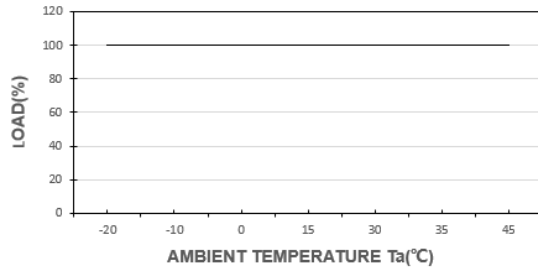
Inputovervoltage

Maximum allowed input voltage 264VAC

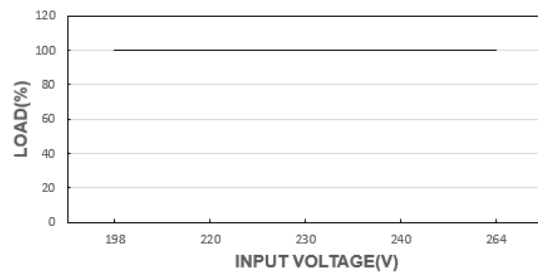
Outputovervoltage

Yes, Limitation of Output voltage <54V

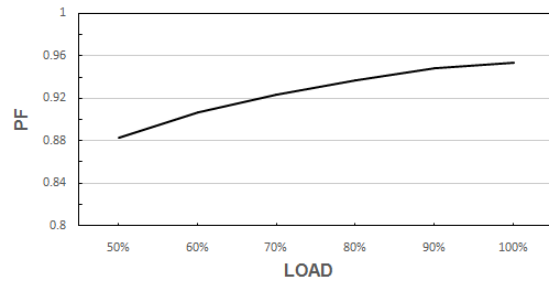
OUTPUT LOAD vs TEMPERATURE



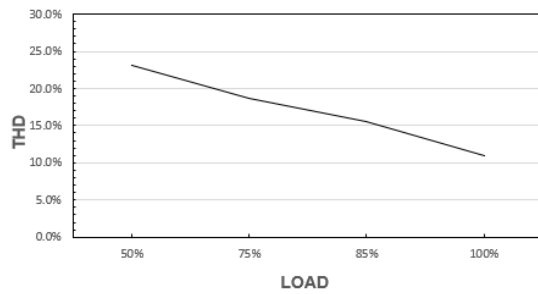
STATIC CHARACTERISTIC



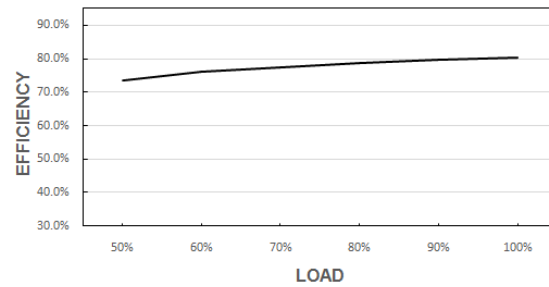
POWER FACTOR (PF) CHARACTERISTIC



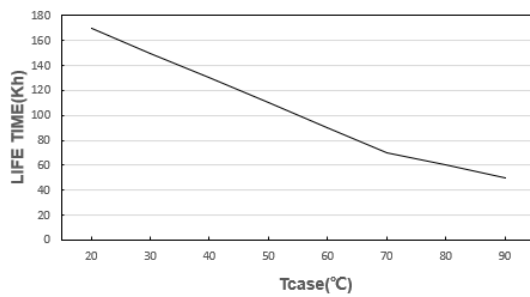
TOTAL HARMONIC DISTORTION (THD)



EFFICIENCY vs LOAD



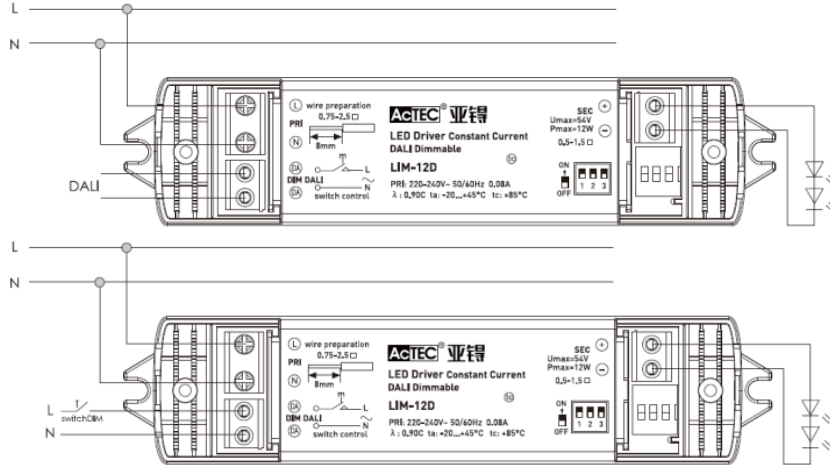
LIFE TIME



*The graph is for reference only, and the detailed values refer to the parameter table

Wiring Diagram

Terminal:	Captured terminal screws
Max. cable length–DALI system:	300m
Dimensions(LxWxH):	132x30x20mm
Mounting hole spacing, length	126.3 mm
Weight:	60g



PRI

Cable cross-section:	0.75-2.5□/AWG 18-14
Stripping:	6mm

SEC

Cable cross-section:	0.5-1.5□/AWG 20-16
Stripping:	6mm

Hot plug-in or secondary switching of LEDs is not permitted and may cause a very high current to the LEDs.

Remarks

-**Touchcurrent:** lower than 0.7mA, according to EN60598-1 annex. G and EN61347-1 annex A

Standards

- EN 61347-1
- EN 61347-2-13
- EN 62384
- EN 55015
- EN 61000-3-2
- EN 61000-3-3
- EN 61547
- EN 60598-1
- EN 62386-101
- EN 62386-102
- EN 62386-207
- IEE1789
- (EU) 2019/2020