



## SWITCH TO BRIGHTER FUTURE

### Product data sheet: DIMxx-100 Series

#### Features

- Independent design
- Dimmable constant voltage driver
- Analogue flicker-free
- Diming with leading edge or trailing edge dimmer
- Smooth dimming compatible with most dimmer
- Dimming range 1...100%
- Captured terminal screws
- Protections: opencircuit, shortcircuit, overload, over temperature
- SELV equivalent
- Suitable for protection class I & II luminaires
- Protection class II

#### Applications

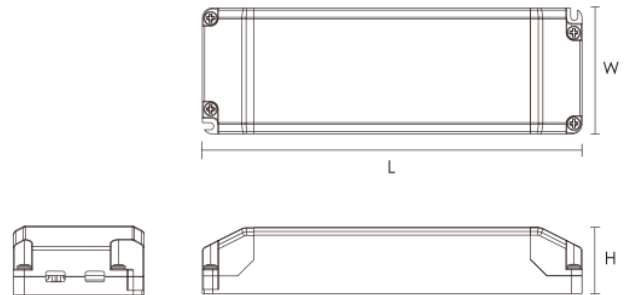
- Office
- Shop
- Hospitality
- Public areas

#### Approbations & Certifications

CE, CB, TUV

#### Housing properties

- Housing material: plastic, white.
- Type of protection IP20



## Electrical Specifications

Type		Unit	DIM12-100	DIM24-100
<b>INPUT</b>	Nominal voltage	V	220 – 240	
	Nominal frequency	Hz	50 / 60	
	AC voltage range	V	198 – 264	
	DC voltage range	V	NA	
	Nominal current	A	0.6	
	THD (Full load)	%	≤ 15	
	Power factor (Full load)		0.95	
	Efficiency (Full load)	%	90	
	Turn on time	ms	≤ 500	
	NO load	W	≤ 1.0	
	Protection class		II	
	Inrush current(Cold start)	A pk	45 (th = 100 μs)	
	Max.units per circuit breaker		B10: 17 B16: 28 C10: 35 C16: 56	
	<b>OUTPUT</b>	Nominal voltage	V	12
Maximum voltage(Open Circuit)		Vdc	≤ 15	≤ 27
Nominal current range		A	2.7 – 8.3	1.4 – 4.2
Current accuracy		%	+/- 5	
Current ripple ≤120Hz		%	≤ 150	
Pst LM			≤ 1	
SVM			≤ 0.4	
Nominal power range		W	33 – 100	
Maximum power		W	100	
Galvanic isolation			SELV	
<b>ENVIRONMENT</b>	Ambient temperature range ta	°C	-20 ...+50	
	Maximum case temperature tc	°C	85	
	Max. Case temp. In fault condition	°C	110	
	Storage temperature range	°C	-20 ...+70	
	Relative humidity	%	5 ... 85 (Not condensing)	
	Surge transient protection	kV	1   2 (L/N   LN/PE acc to. EN 61547 Clause 5.7)	
	Environmental rating		Indoor	
	IP rating		IP 20	
	Mains switching cycles		> 100,000	
	Expected lifetime	h	50,000 (0.2% / 1'000 h failure rate)	

\*All parameters NOT specially mentioned are measured at 230VAC input ,rated current and 25°C of ambient temperature

### Protections

#### Over temperature

Yes

#### Over load

Yes

#### No load

Yes

#### Short-circuit

Yes

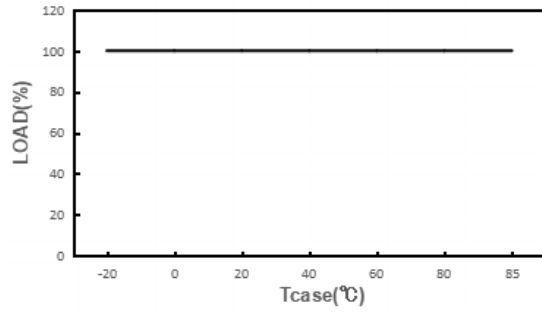
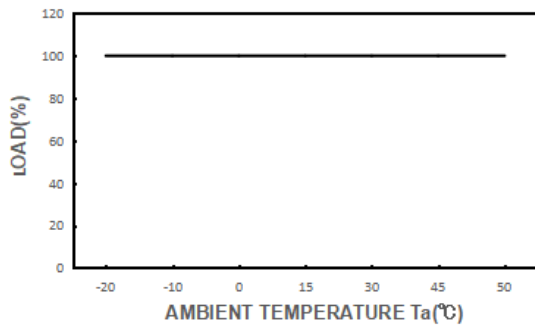
#### Input overvoltage

Maximum allowed input voltage 264V AC

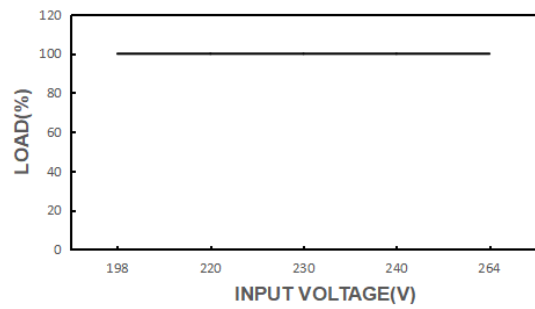
#### Output overvoltage

Yes, Limitation of Output voltage ≤ 27V

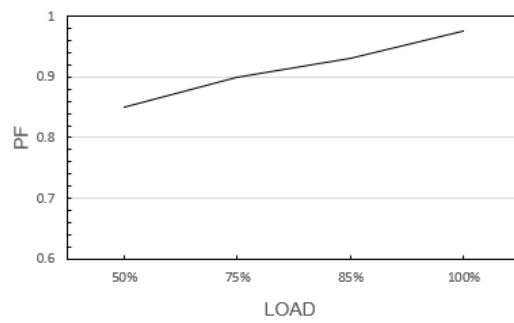
### OUTPUT LOAD vs TEMPERATURE



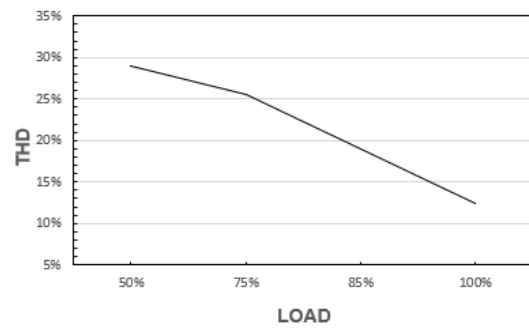
### STATIC CHARACTERISTIC



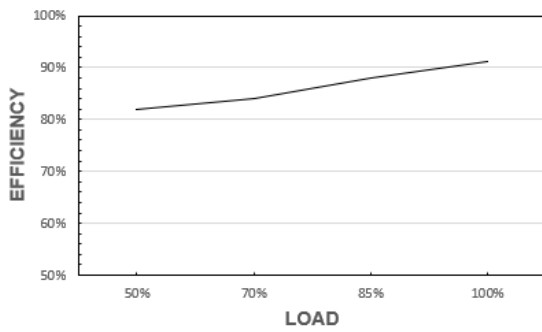
### POWER FACTOR (PF) CHARACTERISTIC



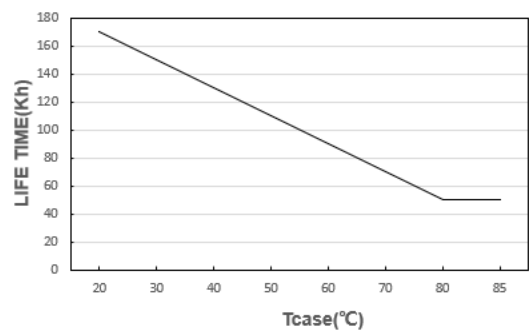
### TOTAL HARMONIC DISTORTION (THD)



### EFFICIENCY vs LOAD




### LIFE TIME



\*The graph is for reference only, and the detailed values refer to the parameter table

## Wiring Diagram

Terminal:	Captured terminal screws
Max. cable length - system:	2 m
Dimensions(LxWxH):	210 x 67 x 34 mm
Weight:	360 g



For build-in S: 0.5-2.5mm<sup>2</sup>, for independent S: 0.75-2.5mm<sup>2</sup>

Hot plug-in or secondary switching of LEDs is not permitted and may cause a very high current to the LEDs.

## Remarks

-**Touch current:** lower than 0.7 mA, according to EN 60598-1 annex. G and EN 61347-1 annex A

## Standards

EN 61347-1  
EN 61347-2-13  
EN 62384  
EN 55015  
EN 61000-3-2  
EN 61000-3-3  
EN 61547  
EN 60598-1  
IEE1789  
(EU) 2019/2020

## Manufacturer's address:

No.4,Tongfu Road,Tong'an Industrial Center,Tong'an District,Xiamen,Fujian,China

[www.actec.com](http://www.actec.com)