

HF Motion Detector—SM05

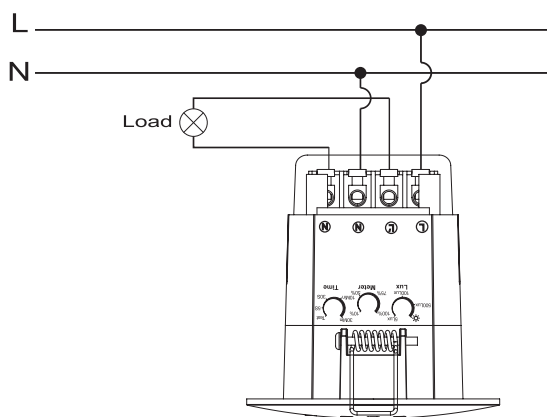
Product Features:

- Recessed installation
- Combine Daylight & High frequency motion detection in one unit to achieve on/off control
- 360° detection angle
- Timeout, Detection sensitivity, and Daylight Threshold are pre-settable
- Suitable for incandescent, halogen, CFL, fluorescent, and LED lighting loads

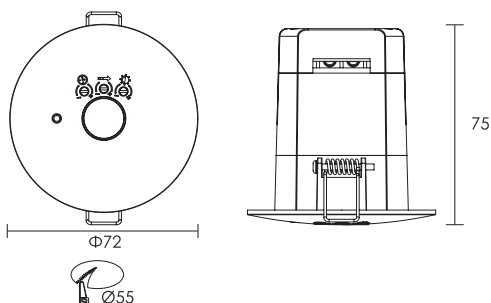
Technical Data:

Rated supply voltage	220-240V~
Frequency	50/60Hz
Load wattage	Max. 1200W
Standby power	<0.5W
Microwave frequency	5.8GHz
Transmission power	<0.2mW
Detection area	10mx6m(ØxH)
Detection Sensibility	10%~100%
Time out	5s~30min
Daylight threshold	5lux~2000lux
Dimensions	Ø72x75mm
Cut out	55mm
IP rating	IP20
Electrical connection	0.75mm ² ~2.5mm ²

Wiring:



Dimensions(mm):

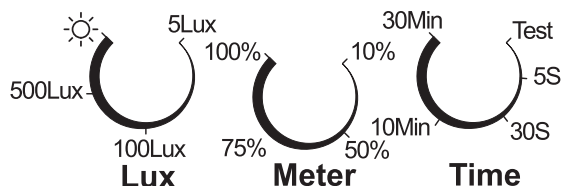


Potentiometer adjustments :

Lux: Daylight threshold

Meter: Detection range

Time: Timeout adjustment

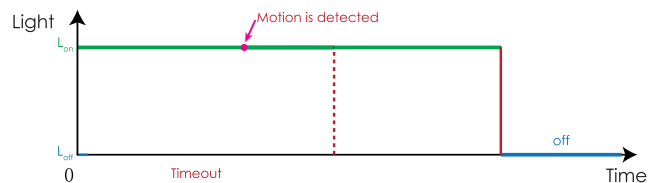
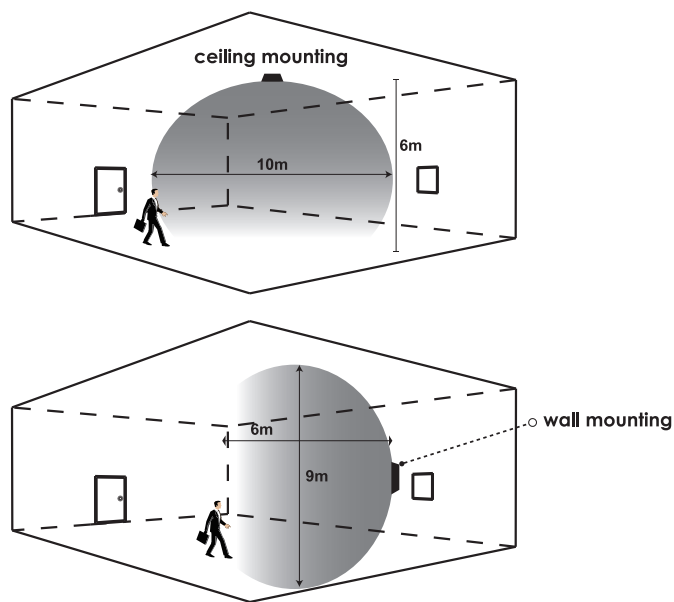


Note: 1. Factory default setting: ☀, 100%, 30s.

2. When Timeout is set to "Test", irrespective to the ambient brightness, every motion detected would switch the light on for 2 seconds, then off for 2 seconds.

3. ☀ Ambient Light detection is disable (2000lux) .

Detection Area:



Timeout would restart counting whenever motion is detected.