

HF Motion Detector—SM03A

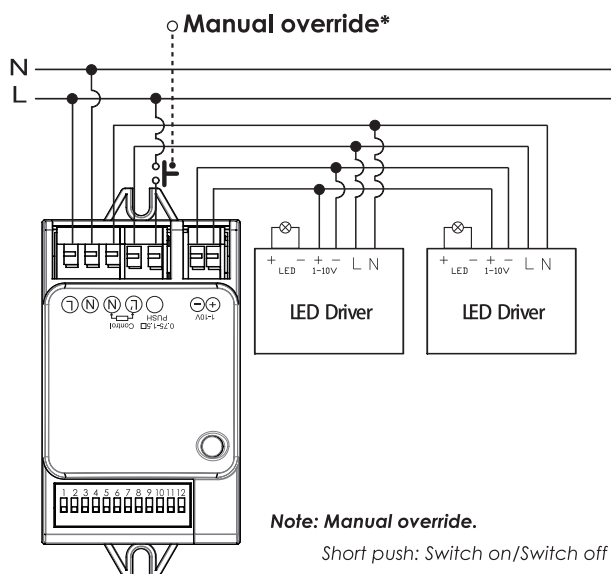
Product Features:

- 1-10V output control
- Combine Daylight & High frequency motion detection in one unit to achieve on/off control
- 360° detection angle
- Detection range, Hold time, Standby time, and daylight threshold can be preset
- Can be installed invisibly inside the luminaires made of nonmetal materials, like plastic and glass
- Switches all lighting loads: incandescent, halogen, CFL, LED, fluorescent
- Manual override is available for dimming up/down level through long press, and switch on/off through short press

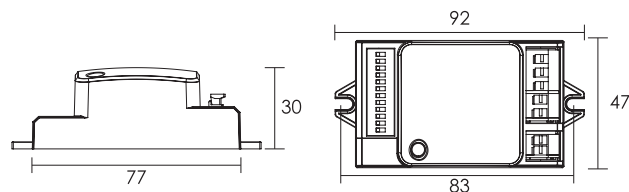
Technical Data:

Rated supply voltage	220-240V~
Frequency	50/60Hz
Load wattage	Max. 1200W
Standby power	<0.5W
Microwave frequency	5.8GHz
Transmission power	<0.2mW
Detection area	10m×6m(Ø×H)
Detection Sensitivity	10%~100%
Hold time	5s~30min
Standby time	0s~1H+∞
Standby dimming level	10%~50%
Daylight threshold	5lux~50 lux+Disable
Dimensions (LxWxH)	92x47x30mm
Fixing centre	83mm
Electrical connection	0.75mm ² ~2.5mm ²

Wiring:



Dimensions(mm):



Dip Switch Settings:

Detection Range	Hold Time	Daylight Sensor	Standby Period	Standby Dimming level
1 2	3 4 5	6 7	8 9 10	11 12
100%	5s	Disable	0s	10%
75%	30s	50Lux	10s	20%
50%	1min	10Lux	1min	30%
10%	5min	5Lux	5min	50%
	10min		10min	
	20min		30min	
	30min		1H	
			+∞	

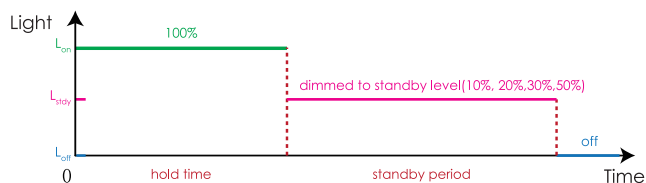
Note: 1. "0s" means on/off control.

2. "+∞" means bi-level dimming control, fixture never switches off.

3. Factory default setting: 100%、5s、Disable、10s、10%.



Tri-level Dimming Control:



Detection Area:

